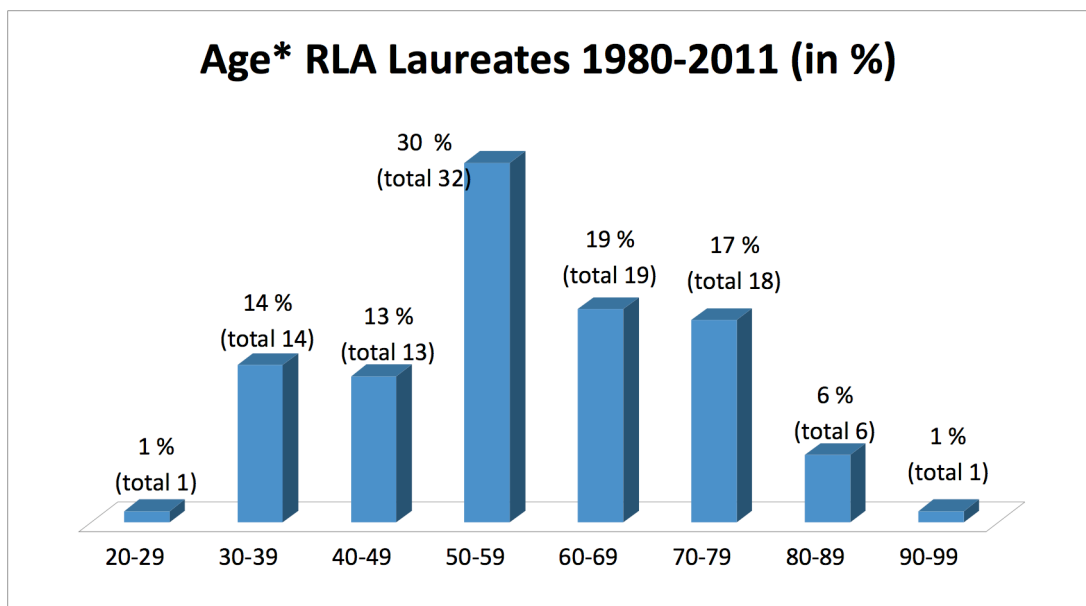


The following statistics are an updated version of the data conducted by Sarah Wohlfeld for her master thesis in sociology (2007). Last update: October 2011

RLA Laureates: Age Structure

Average Age*: 57,5

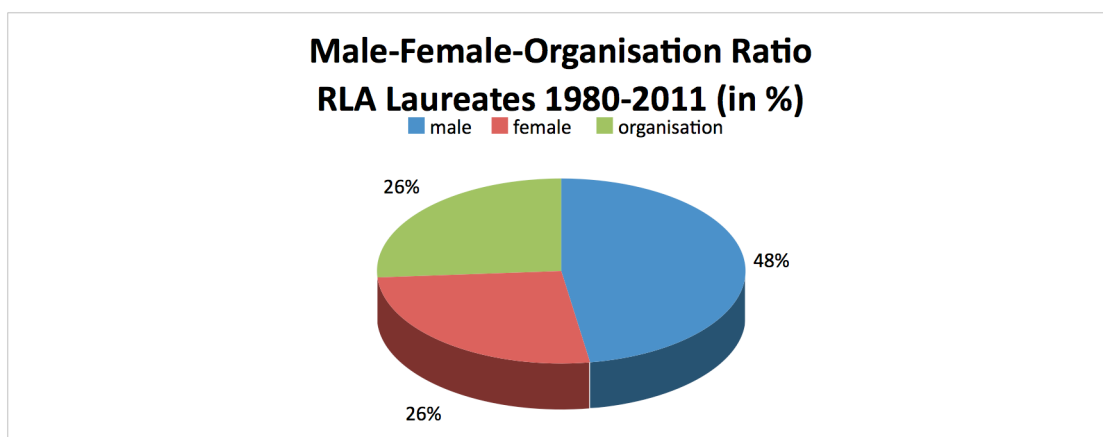
Youngest Laureate*: Imane Khalifeh, 29, Lebanon (1984)
 Oldest Laureate*: Sankaralingam Jagannathan, 96, India (2008)



*at time of ceremony

Age Group	20-29	30-39	40-49	50-59	60-69	70-79	80-89	90-99
Number	1	14	13	32	19	18	6	1

RLA Laureates: Male-Female-Organisation Ratio

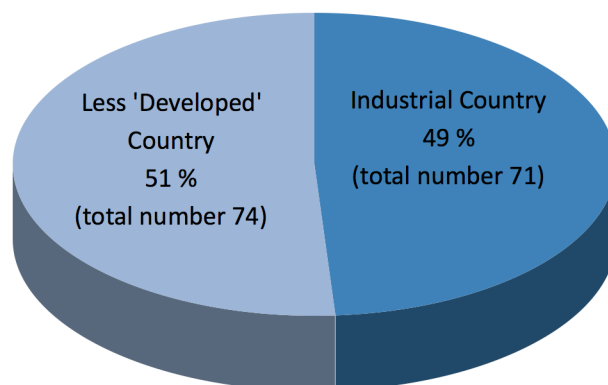


	Male	Female	Organisation
Number	69	38	38

RLA Laureates: Origin

1. Industrial Country/Less 'Developed' Country

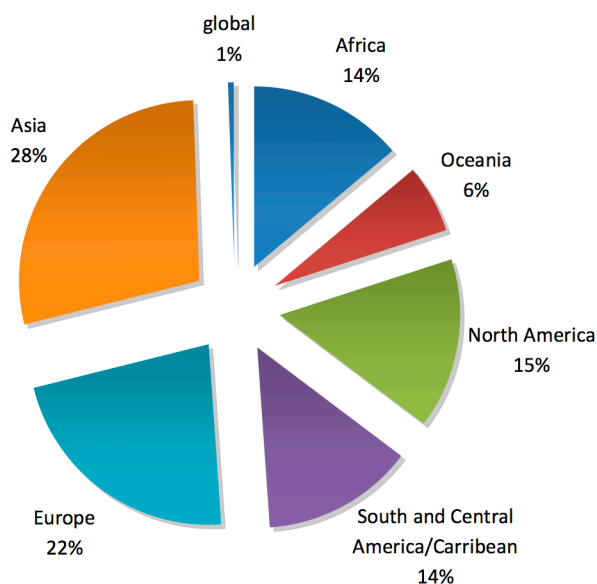
Origin RLA Laureates 1980-2011 (in %)



	Less 'Developed' Country	Industrial Country
Number	74	71

2. Region

Origin/Region RLA Laureates 1980-2011 (in %)



	Asia	Europe	North America	South and Central America / Carribbean	Africa	Oceania	global
Number	41	32	22	20	20	9	1